

Makita[®] 10" TABLE SAW

PRECISION MACHINED TABLE TOP WITH RIGHT EXTENSION TABLE FOR GREATER CAPACITY AND ACCURATE CUTS


T-Slot Miter Gauge Grooves Securely Supports Cutting Material for Wide Crosscutting Jobs

Large Cutting Capacity (3-5/8" at 90°) Can Rip 4x Material in One Pass

Rip Fence Slides Effortlessly Across Flat Table Top

Complete Storage Capacity to Hold Most Commonly Used Accessories

Ideal for Framers, Cabinet Builders, Deck & Patio Builders, General Contractors, Woodworkers and Many Other Applications



Models

2704


2704X1 (Includes Portable Table Saw Stand)

PRECISION




Precision machined table top remains flat and true for accurate cuts right out of the box

PERFORMANCE




Right extension table allows for greater cutting capacity with the capability to rip 4x8 sheets of plywood

SPEED



Easy-to-read scale with large graduations and magnifying lens for fast adjustments and accurate cutting

ACCURACY



Smooth action rip fence slides effortlessly across flat table for quick, accurate adjustments

CUTS 4X MATERIAL

10" TABLE SAW

Models 2704/2704X1

FEATURES & BENEFITS

- Aluminum die cast, precision machined table top remains flat and true for out of the box accuracy
- Large cutting capacity (3-5/8" at 90° and 2-1/2" at 45°) can rip 4x material in one pass; can use up to a 13/16" dado blade
- Powerful 15 AMP motor delivers 4,800 RPM and has electric brake for maximum productivity
- Large on and off switch and easy to read scale for fast adjustments
- Complete storage capacity to hold most commonly used accessories including saw blade, power supply cord, miter gauge, rip fence, push stick, wrench, safety guard and dado blade
- 3/8" x 3/4" T-slot miter gauge grooves accepts commercial accessories with T formed shanks for versatile cutting
- Saw blade enclosed underneath the table to protect the blade during transport
- Dead-on cam-locking rip fence and bevel locking handle for fast and easy adjustments
- Two pole slide system for raising and lowering blade for the most efficient and smoothest adjustment of the blade depth

STANDARD EQUIPMENT

- Carbide Tipped Blade (A-94459)
- Rip Fence (122740-1)
- Angled Miter Gauge (122735-4)
- Wrench #5 (783203-8)
- Wrench #19 (781038-1)
- Socket Wrench #13-22 (782024-5)
- Portable Table Saw Stand (194093-8), Model 2704X1

SPECIFICATIONS




	2704	2704X1
Blade Diameter	10"	10"
Arbor	5/8"	5/8"
Max. Cutting Capacities:		
at 90°	3-5/8"	3-5/8"
at 45°	2-1/2"	2-1/2"
No Load Speed	4,800	4,800
AMPS (120V)	15.0	15.0
Table Size (W x L)	24-5/8" x 22-1/4"	24-5/8" x 22-1/4"
Table Saw Stand	No	Yes
Net Weight	61.7 lbs.	114.7 lbs.
Shipping Weight	88.2 lbs.	156.2 lbs.
Master Carton Qty.	1	1
UPC Code	088381-06352-4	088381-06896-3

OPTIONAL ACCESSORIES

- Portable Table Saw Stand (194093-8)
26-1/4" (L) x 43-3/4" (W) x 24-3/4" (H)
- Dado Head Set (191794-9)
- Dado Flange Set (192693-8)
- Dado Head Insert (317934-3)
- Push Stick (416772-1)
- Push Block (155508-0)
- Miter Gauge (122735-4)

Makita offers a wide variety of accessories for our Table Saws. For a complete listing, please refer to the Makita General Catalog, or visit our website at makitatools.com, or call 1-800-4MAKITA.


All specifications subject to change without prior notice. All models and accessories subject to stock on hand.
NTF-0106 5M MA-0861-05 For more information, call 1-800-4MAKITA or visit makitatools.com



Model 2704



Model 2704X1



Part 194093-8

