

# Makita<sup>®</sup>

# 12" ANGLE CUTTER (AC/DC)

DESIGNED FOR 35% MORE EFFICIENT CUTTING – FASTER CUTTING FOR INCREASED PRODUCTIVITY

Removable Base for a Closer Edge to Edge Cut

Lock-on Button for Continuous Operation

Rubberized Wrap Around Handle for Increased Control and Comfort with Reduced Operator Fatigue

Externally Accessible Brushes for Greater Serviceability

Ball Bearing Construction for Longer Tool Life


Great for Builders, Fire/Rescue, Maintenance, Remodelers, Roofers, Masons, Pipe Fitters and Many Other Applications

## SUPER JOINT SYSTEM



Exclusive super joint system minimizes kickback by disengaging the gears from the motor if binding occurs

## CONVENIENCE



Positioning of tool body can be adjusted (0° - 80°) for operator comfort; operates independently of cutting depth for convenience and efficiency

## VERSATILITY



Tool base can be removed for cutting closer to walls; guide wheels on the tool guard ensure smooth traveling of tool over surface material

## EFFICIENCY



Built-in vacuum attachment port for efficient removal of dust and debris

Shown with optional Diamond Blade



For more info, call 1-800-4MAKITA  
makitatools.com

SUPER JOINT SYSTEM  
**SJS**

MODEL  
**4112H**

# MAXIMUM CAPACITY

# 12" ANGLE CUTTER (AC/DC)

## Model 4112H

### Features & Benefits

- Powerful 15 AMP (AC/DC) motor delivers 5,000 RPM for conquering the most demanding jobs
- Rubber shield helps keep debris away from operator and from entering the motor
- Tool base can be removed for cutting closer to walls; guide wheels on the tool guard ensure smooth traveling of tool over surface material
- Rubberized wrap around handle for increased control and comfort with reduced operator fatigue
- Positioning of the tool body can be adjusted (0° - 80°) for operator comfort; operates independently of cutting depth for convenience and efficiency
- Base has front and rear cutting guides for increased accuracy
- Externally accessible brushes for easier serviceability and longer tool life

### Standard Equipment



- Socket Wrench (782210-8)
- Tool case (824697-9)

### Specifications

Arbor	1"
Cutting Capacity	
12" Diamond Blade	4"
12" Cut-Off Wheel	4"
No Load Speed	5,000 RPM
AMPS	15.0
Overall Length	25-1/2"
Net Weight	22.7 lbs.
Shipping Weight	39.6 lbs.
UPC Code	088381-05241-2

### Accessories

- 792301-7 12" x 1/8" x 1" Abrasive Cut-off Wheel  
For Cutting Steel Pipe, Angle Steel, Light-Weight Steel. 5/pk
- 792293-0 12" x 1/8" x 1" Abrasive Cut-off Wheel  
For Cutting Light-Weight Concrete, Brick, Concrete Block, Slate. 5/pk
- 192613-2 Elbow Joint Attachment to Vacuum



Model 4112H



Makita offers a wide variety of angle cutter accessories. For a complete listing, please refer to the Makita General Catalog, visit our website at [www.makitatools.com](http://www.makitatools.com), or call 1-800-4MAKITA.

All specifications subject to change without prior notice. All models and accessories subject to stock on hand.  
NTF-0603-10M MA-0380-03 For more information, call 1-800-4MAKITA [makitatools.com](http://makitatools.com)



Makita U.S.A., 14930 Northam St., La Mirada, CA 90638