

IMPORTANT! — To assure product SAFETY and RELIABILITY, repairs, maintenance or adjustments should be performed by MAKITA Service Centers, or other qualified service organizations. Always use MAKITA replacement parts.

Fig.	Part No.	Qty. Used	Description	Fig.	Part No.	Qty. Used	Description
1	**	1	PAN HEAD SCREW	25	211028-5	1	BALL BEARING 627LB
2	**	1	SPRING WASHER 5	26	* * *	1	BAFFLE PLATE
4	**	1	SPINDLE	27	911175-9	2	SCREW M4x45
5	285804-3	1	BEARING RETAINER	28	* * *	1	FIELD ASS'Y
6	211201-7	1	BALL BEARING 6002LLB	29	643552-4	2	BRUSH HOLDER
7	257053-2	1	RING 15	30	643066-3	2	CARBON BRUSH (CB-66)
8	953106-2	2	RIVET	31	911124-6	2	PAN HEAD SCREW M4x14
10	156401-1	1	GEAR HOUSING (Incl. 214001-4 Plane Bearing)	33	*	1	DUST COVER
11	253139-0	1	FLAT WASHER 8	34	682502-4	1	CORD GUARD
12	226032-1	1	GEAR COMPLETE	35	664013-1	1	CORD WITH PLUG
13	221624-1	1	HELICAL GEAR	36	911153-9	*	PAN HEAD SCREW M4x28
14	253077-6	1	FLAT WASHER 6	37	531003-8	1	SWITCH, REVERSE
15	156402-9	1	GEAR HOUSING COVER (Incl. 214001-4 P. Bearing 8, 214004-8 P. Bearing 6)	39	*	1	HANDLE COVER COMPLETE
16	263002-9	1	RUBBER PIN 4	40	651313-8	1	SWITCH
17	342422-1	1	CARRY CLIP (Type 1)	41	911133-5	2	PAN HEAD SCREW M4x18
	****	1	CARRY CLIP (Type 2)	42	687001-1	1	STRAIN RELIEF
18	232034-7	1	LEAF SPRING (Type 1 only)	43	*	1	MOTOR HOUSING (Incl. Hex. Nut 931102-0)
19	263002-9	1	RUBBER PIN 4	45	681617-4	1	INSULATION WASHER
20	911168-6	1	PAN HEAD SCREW M4x40	49	411780-7	1	KEY HOLDER
21	911188-0	2	PAN HEAD SCREW M4x60	ACCESSORIES			
22	211033-2	1	BALL BEARING 608LB	400	**	1	CHUCK KEY
23	241802-7	1	FAN	401	**	1	DRILL CHUCK
24	611851-2	1	ARMATURE ASS'Y (Incl. 23)				

SERVICE CHANGE

- * See Service Change 1
- ** See Service Change 2
- *** See Service Change 3
- **** See Service Change 4

1. Changes on Motor Housing and Handle Cover.

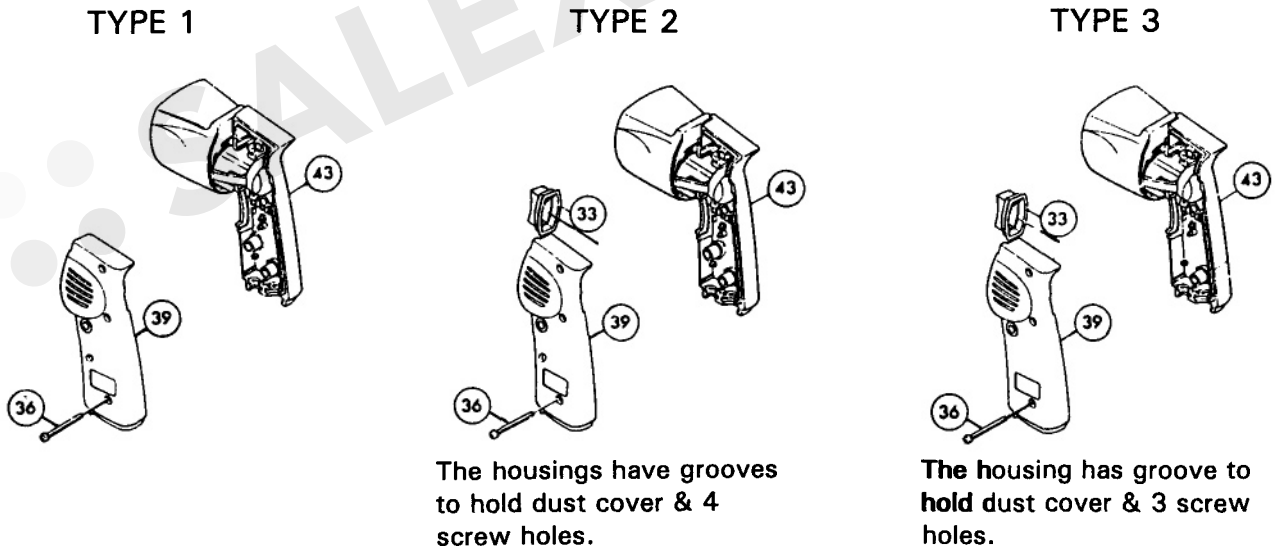


FIG.				TYPE 3
33				
36	Screw	Use 4 each.		Use 3 pieces
39	Handle Cover	Part #411216-6 (Discontinued)	Part #155216-3 (Discontinued)	Part #155300-4 *See Service Change 4
43	Motor Housing	Part #411215-8 (Discontinued)	Part #411411-8 (Discontinued)	Part #156491-4 *See Service Change 3

The above parts are interchangeable as a set.

2. Change on Drill Chuck and Spindle.

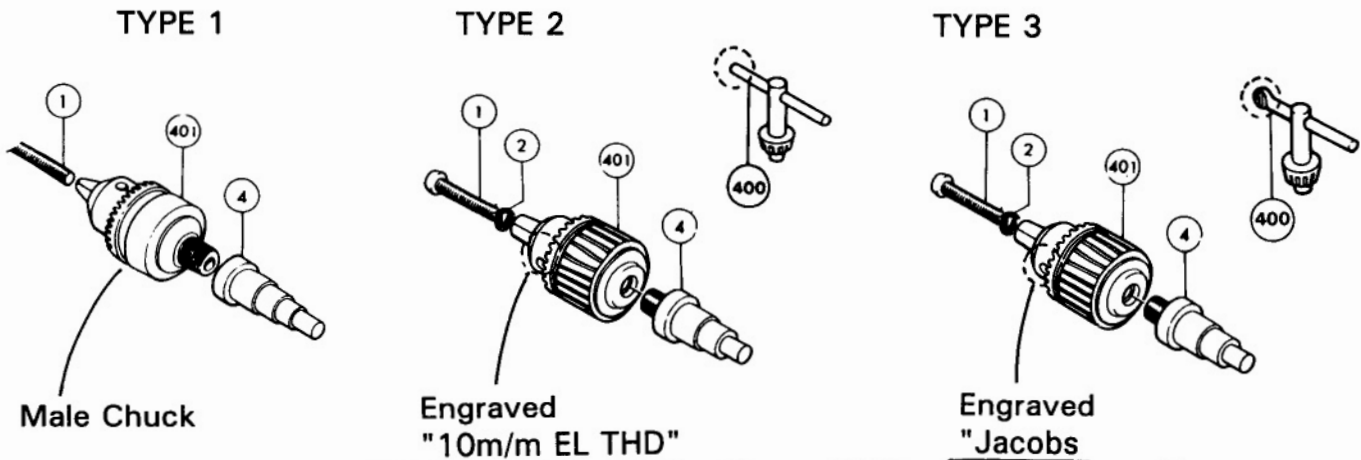


FIG.	DESCRIPTION	TYPE 1	TYPE 2	TYPE 3
1	Pan Head Screw	Part #251226-7 (M5x35) (Discontinued)		Part #266001-0 (M5x25)
2	Spring Washer	-----		Part #942101-7
4	Spindle	Part #323663-8 (Discontinued)		Part #323685-8
400	Chuck Key	Part #763414-1		Part #763424-8
401	Drill Chuck	Part #763045-6 (Discontinued)	Part #763074-9 (Discontinued)	Part #763090-1

The above parts are interchangeable as a set.

3. Change on Field from Serial No. 626,048E.

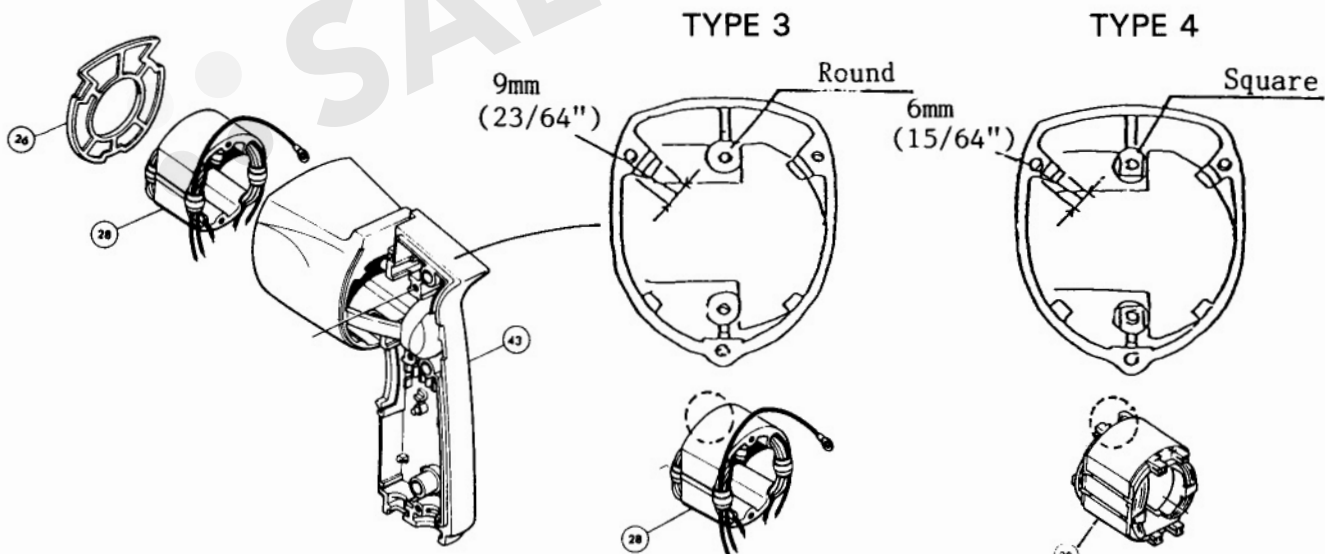


FIG.	DESCRIPTION	TYPE 3	TYPE 4
26	Baffle Plate	Part #411219-0	Part #414292-9
28	Field	Part #621232-2	Part #633081-5
43	Motor Housing	Part #156491-4	Part #159089-6

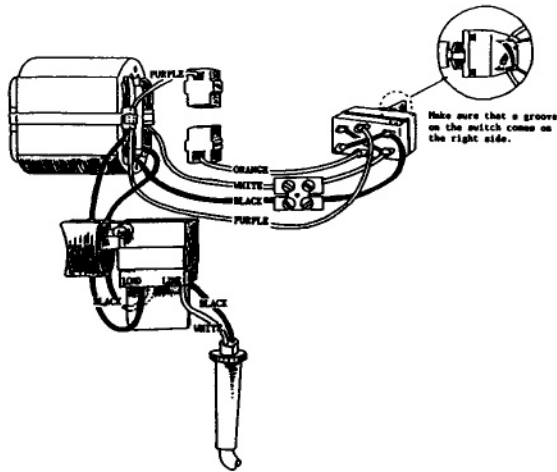
The above parts are completely interchangeable as a set.

Type 4 Motor Housing replaces Type 3 Motor Housing individually.

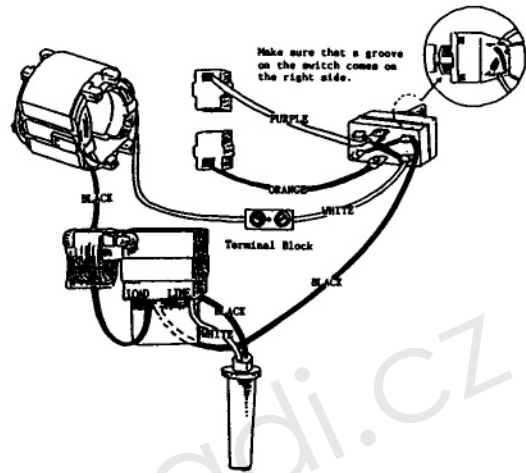
REPAIR NOTE

With Service Change 3, Wiring has been changed.

TYPE 3 (S/N up to 626, 047E)

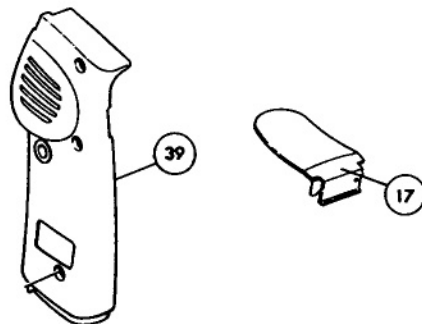


TYPE 4 (S/N 626, 48E and HIGHER)



4. Change on Handle Cover from S/N 1001E with production date of April, 1994.

TYPE 3



TYPE 4

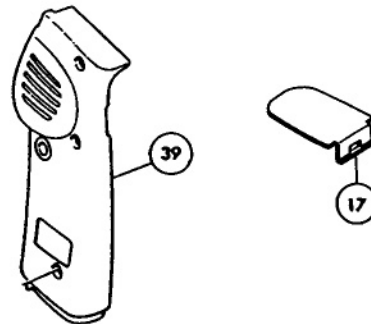


FIG.	DESCRIPTION	TYPE 3	TYPE 4
17	Carrying Clip	Part #343693-3	Part #343407-0
39	Handle Cover	Part #155300-4	Part #155300-4A

The above parts are interchangeable as a set.